

## Hotel guests and overnight stays in the first quarter of 2019

### Overview

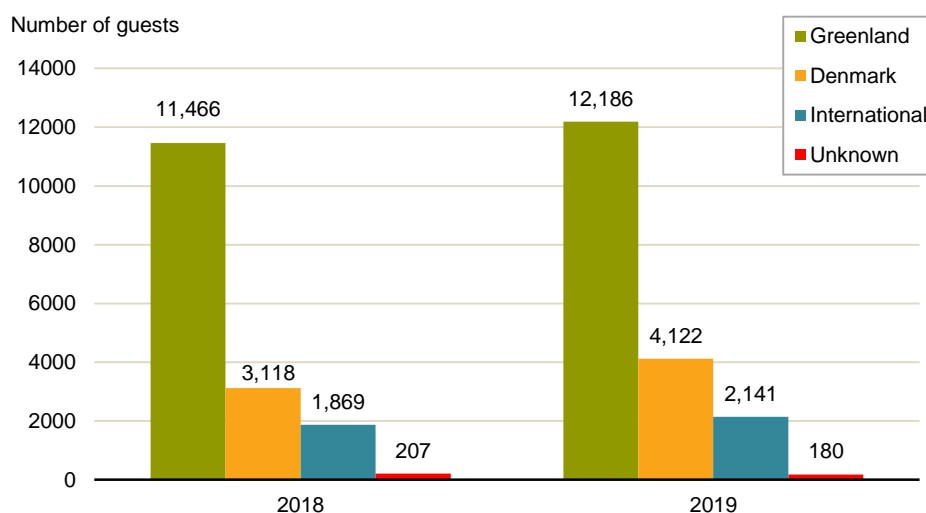
During the first quarter of 2019, there were a total of 18,629 guests and 50,823 overnight stays at 34 hotels, hostels and other tourist accommodations in Greenland, from which Statistics Greenland receive reports.

The number of guests and overnight stays increased of 11.8 and a 5.4 pct., respectively, as compared to the same period a year before.

The average number of overnight stays per guest decreased from 2.9 in 2018 to 2.7 in 2019 for the same period.

The largest increase in the number of guests and the overnight stays occurred amongst residents from *Denmark*.

**Figure 1. Number of guests, 1<sup>st</sup> quarter 2018-2019**



Source: [bank.stat.gl/TUEHOT](http://bank.stat.gl/TUEHOT)

**Table 1. Number of guest, 1<sup>st</sup> quarter 2018-2019**

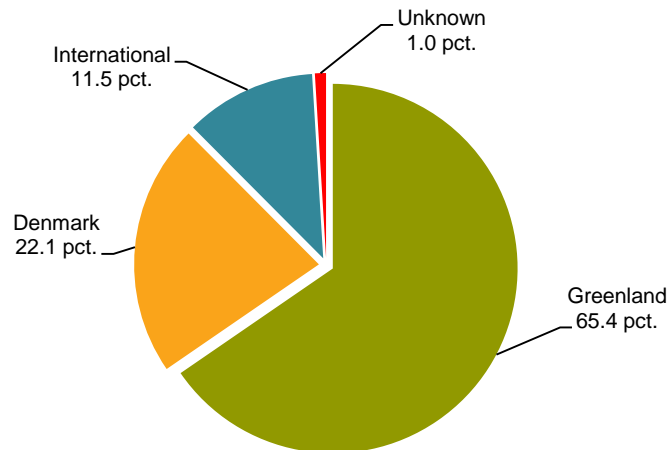
	2018	2019	% increase 2018 - 2019
<b>Greenland</b> .....	11,466	12,186	6.3
<b>Denmark</b> .....	3,118	4,122	32.2
<b>International</b> .....	1,869	2,141	14.6
<b>Unknown</b> .....	207	180	-13.0
<b>Total</b> .....	16,660	18,629	11.8

Source: [bank.stat.gl/TUEHOT](http://bank.stat.gl/TUEHOT)

In the first quarter of 2019, 65.4 pct. guests were residents in *Greenland*.

**Figure 2. Distribution of guests by residence, 1<sup>st</sup> quarter 2019**

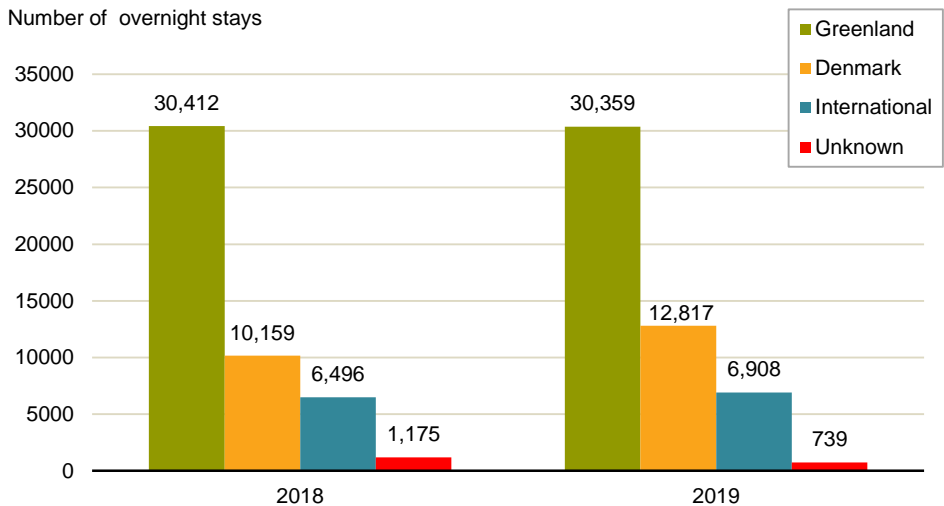
Distribution of guest



Source: [bank.stat.gl/TUEHOT](http://bank.stat.gl/TUEHOT)

**Figure 3. Number of overnight stays, 1<sup>st</sup> quarter 2018-2019**

Number of overnight stays



Source: [bank.stat.gl/TUEHOT](http://bank.stat.gl/TUEHOT)

**Table 2. Number of overnight stays, 1<sup>st</sup> quarter 2018-2019**

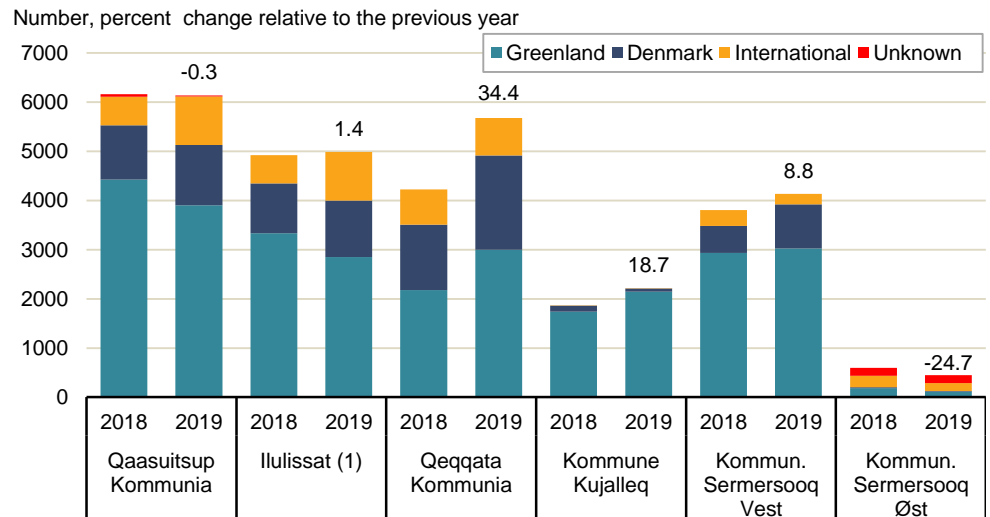
	2018	2019	% increase 2018 - 2019
<b>Greenland</b> .....	30,412	30,359	-0.2
<b>Denmark</b> .....	10,159	12,817	26.2
<b>International</b> .....	6,496	6,908	6.3
<b>Unknown</b> .....	1,175	739	-37.1
<b>Total</b> .....	48,242	50,823	5.4

Source: [bank.stat.gl/TUEHOT](http://bank.stat.gl/TUEHOT)

### Number of guests in the 1<sup>st</sup> quarter of 2019

The number of overnight guests increased by 11.8 pct. as compared to the first quarter of 2018. Qeqqata Kommunia region accounted for a 34.4 pct. increase, where the number of guests grew from 4,225 in 2018 to 5,680 in 2019.

**Figure 4. Number of guest by region, 1<sup>st</sup> quarter 2018-2019**



Source: [bank.stat.gl/TUEHOT](http://bank.stat.gl/TUEHOT)

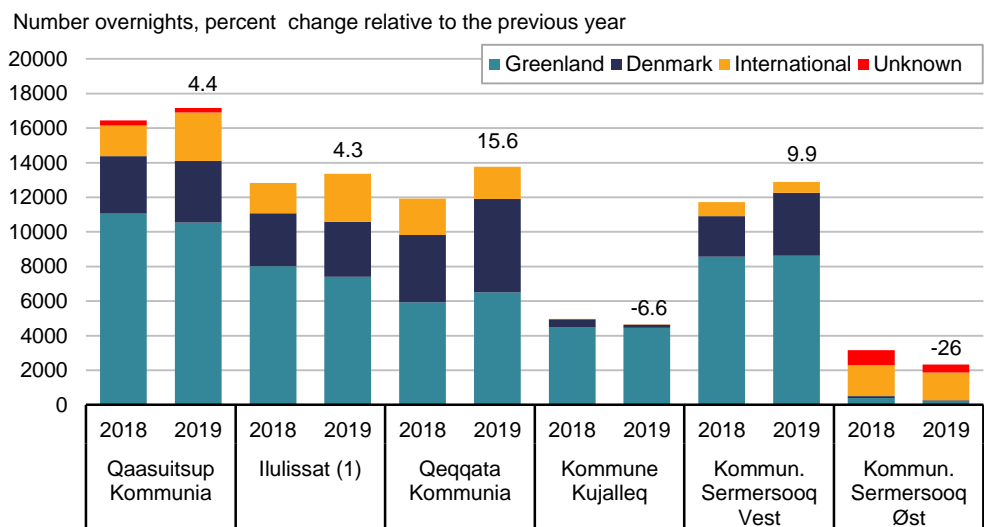
(1) Ilulissat is counted as part of Qaasuitsup Kommunia.

International: includes guest resident in foreign countries.

### Overnight stays in the 1<sup>st</sup> quarter of 2019

The number of overnight stays registered a 5.4 pct. increase as compared to the first quarter of 2018, where it grew from 48,242 in 2018 to 50,823 in 2019.

**Figure 5. Number of overnight stays by region, 1<sup>st</sup> quarter 2018-2019**



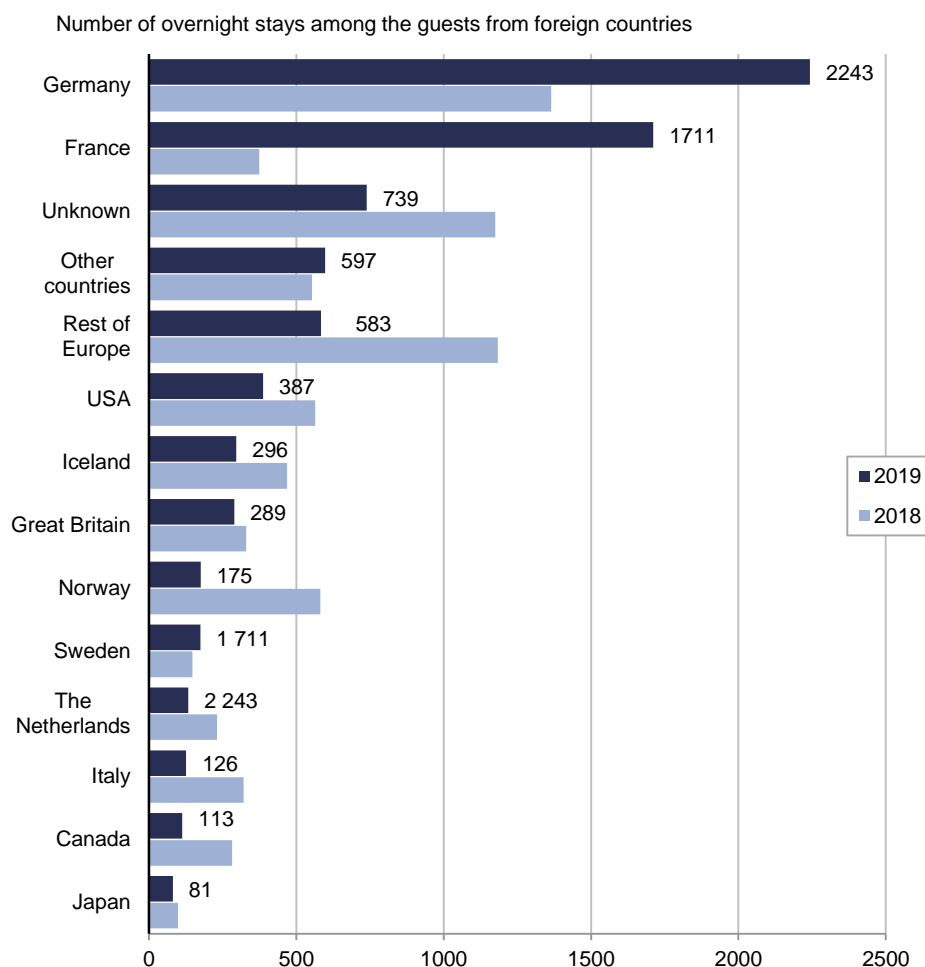
Source: [bank.stat.gl/TUEHOT](http://bank.stat.gl/TUEHOT)

(1) Ilulissat is counted as part of Qaasuitsup Kommunia.

International: includes guest resident in foreign countries.

Amongst the international guests, the largest increase occurred for guests from *France* and *Germany*, which accounted for 1,711 and 2,243 overnight stays respectively.

**Figure 6. Number of overnight stays among the guests from international destinations, 1<sup>st</sup> quarter 2018-2019**



Source: [bank.stat.gl/TUEHOT](http://bank.stat.gl/TUEHOT)

### Remarks

*Statistics Greenland* receives data from most of the accommodations in Greenland, and for the biggest hotels. The figures are preliminary and they might change when *Statistics Greenland* receive missing reports or corrections.

Small corrections have been made in the 2017 – definitions of the “*Unknown*” and “*Other countries*” categories, as compared to earlier years. In previous data releases, guests with unknown residency are included in “*Other countries*”.

As of 2017, the “*Unknown*” category is used for guests with unknown residency.

---

Signatur forklaring:

- ... Information is not available
- .. Information is too unreliable or under discretion considerations
- . Figures cannot occur
- 0 Less than half of the unit used
- Nil
- \* Preliminary or estimated figures

Silvia Rodríguez  
E-mail: [siro@stat.gl](mailto:siro@stat.gl)

Tourism

Grønlands Statistik  
Postboks 1025 · 3900 Nuuk  
Tlf.: +299 34 57 70 · Fax: +299 34 57 90  
[www.stat.gl](http://www.stat.gl) · e-mail: [stat@stat.gl](mailto:stat@stat.gl)

